



District Report Card: 2017


State: Bihar	District: Bhagalpur
Class: 3	Subject: Mathematics
Schools: 57	Students: 1305


Participation/Coverage


Students

<div>GENDER</div> <div></div>	Boys		Girls	
	Number	%	Number	%
	613	46.97	692	53.03

<div>AREA</div> <div></div>	Rural		Urban	
	Number	%	Number	%
	1215	93.10	90	6.90

<div>CATEGORY</div> <div></div>	SC		ST		OBC		GEN	
	Number	%	Number	%	Number	%	Number	%
	196	15.02	23	1.76	955	73.18	131	10.04

<div>CWSN</div> <div></div>	LD	VI	HI	S&LD	ID	Oth
	1	1	0	2	0	1

<div>Management</div> <div></div>	Government		Government-aided	
	Number	%	Number	%
	1305	100.00	0	0.00

Average Performance of Students in Mathematics (%)

Overall	Gender		Area		Management		Social Group			
	Male	Female	Rural	Urban	Govt.	Aided	SC	ST	OBC	GEN
59.10	59.09	59.10	59.08	59.33	59.10	0.00	55.48	70.43	58.72	65.29

Performance on Learning Outcomes (LOs)

Learning Outcomes	Description	Average Performance(%)
M301	Reads and writes numbers up to 999 using place value	51.30
M302	Compares numbers up to 999 based on their place values	70.73
M303	Solves simple daily life problems using addition and subtraction of three digit numbers with and without regrouping	53.62
M304	Constructs and uses the multiplication facts (up till 10) in daily life situations	64.87
M305	Analyses and applies an appropriate number operation in the situation/ context	52.03
M306	Explains the meaning of division facts by equal grouping/sharing and finds it by repeated subtraction	63.30
M309	Identifies and makes 2D-shapes by paper folding, paper cutting on the dot grid, using straight lines etc.	76.51
M311	Fills a given region leaving no gaps using a tile of a given shape	40.03
M312	Estimates and measures length and distance using standard units like centimeters or meters & identifies relationships	40.58
M317	Reads the time correctly to the hour using a clock/watch	67.97
M318	Extends patterns in simple shapes and numbers	48.41
M319	Records data using tally marks, represents pictorially and draws conclusions	65.44

Range of Performance of Students who Answered Correctly							
Below 30%		30% - 50%		50% - 75%		Above 75%	
Number	%	Number	%	Number	%	Number	%
150	11.49	304	23.30	511	39.16	340	26.05

Lowest Performing Learning Outcomes (LOs)

- 1 - Fills a given region leaving no gaps using a tile of a given shape (40.03)
- 2 - Estimates and measures length and distance using standard units like centimeters or meters & identifies relationships (40.58)
- 3 - Extends patterns in simple shapes and numbers (48.41)
- 4 - Reads and writes numbers up to 999 using place value (51.30)
- 5 - Analyses and applies an appropriate number operation in the situation/ context (52.03)